

Emergency Extraction Information For P-38 Lightning N79123



Aircraft Type: P-38 Lightning

Registration: N325N


Pilot Name: Evan Fagen

Emergency Contact: Melissa Fagen

Emergency Contact Number: 320-981-1022

Canopy Release

- Normal Canopy Release
 1. Turn left and right red tabs sideways
 2. Lift to canopy up
- Emergency Canopy Release
 1. Same as normal operations



Red Release Levers

Internal Release Lever



Electrical and Fuel Systems


Magneto Switch

- Turn all three switches to the off position, which is at the 6 o'clock position for all three switches.



Fuel Selector

- To shut fuel off, turn selectors clockwise to the red off location at the 6 o'clock position.




Emergency Fuel Boost Pumps

- Switch down to turn off.

Master Switch

- Switch down to turn off.



Battery Switch

- The main battery switch is located on the forward middle panel as shown below.



Battery Disconnect

How To Disconnect

1. Located in the aft right tail boom
2. Unscrew dzus screws
3. Turn grey disconnect knob to the left
4. Remove to kill electrical distribution.



Disconnect knob



Harness

- Release the belt by lifting the release lever on the belt
- Seat pack parachute is no attached to the seat and can remain on the pilot during extraction

