

# Emergency Extraction Information for Aircraft N149HF



Aircraft Type: CV-2B or C-7 / DHC4A  
Registration: N149HF  
Pilot Name:  
Emergency Contact Name:  
Emergency Contact Number:  
Date:

## Electrical/Ignition System N149HF

Main instrument panel (right side): Battery Master switch; down is off.



Lift this lever to release belts.


## Harnesses Left Seat N149HF



Aircraft Type: CV-2B or C-7 / DHC4A  
Registration: N149HF  
Pilot Name:  
Emergency Contact Name:  
Emergency Contact Number:  
Date:

## Harnesses Right Seat N149HF

Lift this lever to  
release belts.



## Ejection System N149HF

N/A

Aircraft Type CV-2B or C-7 / DHC4A  
Registration: N149HF  
Pilot Name:  
Emergency Contact Name:  
Emergency Contact Number:  
Date:

# Hazmat N149HF

N/A

Located: main Instrument panel top and centered.  
Note: 2 (TWO) Fuel & Oil Shut-offs  
Flip guard and switch up for "OFF". SWITCH FUEL OFF FIRST. THEN OIL.


## Fuel System N149HF



Aircraft Type: CV-2B or C-7 / DHC4A  
Registration: N149HF  
Pilot Name:  
Emergency Contact Name:  
Emergency Contact Number:  
Date:


## Aft Door on Left Side N149HF

Push button to  
release handle,  
then turn handle  
counterclockwise  
to open.



Push button to  
release handle,  
then turn handle  
counterclockwise  
to open.

## Aft Door on Right Side N149HF



Aircraft Type: CV-2B or C-7 / DHC4A  
Registration: N149HF  
Pilot Name:  
Emergency Contact Name:  
Emergency Contact Number:  
Date:



## Emergency Door Left Side Under wing N149HF

Push button to  
release handle then  
turn handle  
counterclockwise  
to open.



## Emergency Jettison Hatch Under Fuselage Aft Of Nose Wheel N149HF

Push button to  
release handle then  
turn handle  
counterclockwise  
to open.



Aircraft Type: CV-2B or C-7 / DHC4A  
Registration: N149HF  
Pilot Name:  
Emergency Contact Name:  
Emergency Contact Number:  
Date: