Stephen Christopher
13628 199th Ave SE
Monroe, WA 98272
C: 206-407-7901

Extraction for N7718D Christopher 2025

N7718D

4/2/25

Contents

Performer **2**

N7718D Emergency Extraction Information **3**

Electrical / Ignition System 4
Harnesses 4
Ejection System 5
Hazmat 5
Fuel System 5
Canopy System 6

Performer

Undaunted Airshows Lead - Stephen Christopher, Owner, Builder, Pilot



N7718D Emergency Extraction Information

Stephen Christopher
Undaunted Airshows - Lead
Emergency Contact - Melissia Christopher 206.407.9216



Primary latch, pinch and pull the revealed arm

Secondary latch in the OPEN position

Egress Procedure:

1) Two latches secure the canopy, only one is accessible from the exterior on the Pilot side. The pilot must disengage the secondary latch to unlock and lift the canopy. Exterior latch is opened by pinching the forward pieces together to reveal latch, pull to open and lift canopy upward from the rear tab on the pilot side. If pilot is incapacitated or canopy is jammed, break the canopy away from the pilot and disengage the secondary latch.
2) The 5 point harness is a flip style latch, pull up on the center buckle.
3) Grab pilot by the parachute harness and pull him out.

Electrical / Ignition System

MASTER switch, OFF is DOWN

Harnesses

Single lever disengages 5-point harness, remove pilot pulling on parachute straps

Ejection System

n/a

Hazmat

Smoke oil and Oxygen in baggage

Fuel System

Fuel Selector, Lift Tab and rotate selector pointer AFT to red Fuel OFF position



Canopy System



Primary latch, pinch and pull the revealed arm

Secondary latch in the OPEN position